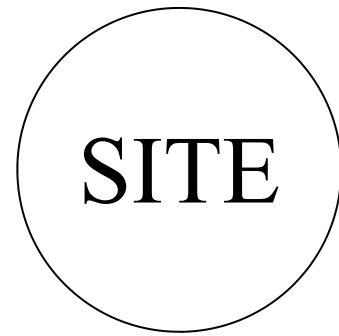
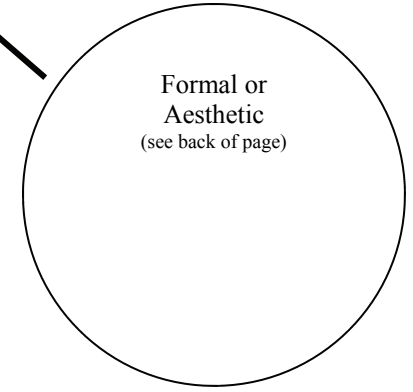
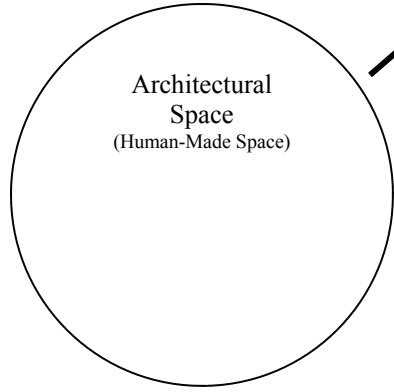

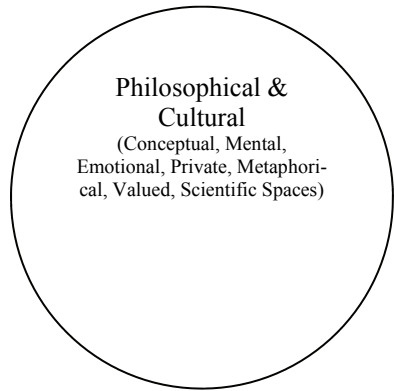
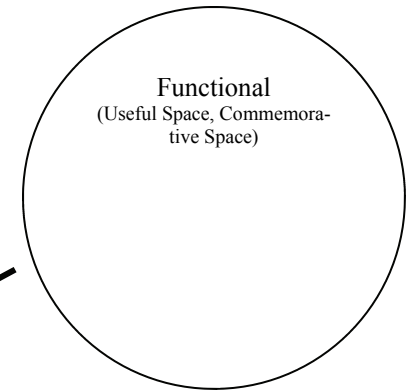



# Site Analysis Worksheet

Your Name/School:  
Partner's Name/School:



First Impressions:

---

---

---

---

---



There are many, many ways to think about space and site-specific art. These are just a few to help start your thinking (you do not have to write out answers to these—just think about them):

Environmental: What are the characteristics of the location in which the sculpture is placed?

Philosophical/Cultural: What ideas or values has the artist invested the site with by placing the sculpture here?

Social/Economic: Does the artist make use of the way people use the space? Who is the sculpture made for? Who would like a sculpture in this setting?

Architectural: By placing the sculpture in this space, does the artist contrast the human-made and the natural?

Formal: How has the artist designed the sculpture to fit in the site? What elements/principles did the artist use?

Formal/Aesthetic Vocabulary:

Line

Color

Value (Shades)

Shape

Form (“3D Shapes”)

Texture

Unity

Contrast

Composition

Balance

Emphasis

Variety

Rhythm

Proportion

Movement

Other vocabulary:

Size

Speed

Form

Density

Diversity

Dryness

Wetness

Humidity